



Crossfit Segrate by "RedBrick" / Milano / Italy



THE MOST IMPORTANT FEATURES OF PROTECTIVE RUBBER FLOORINGS

- Made in the EU
- Without harmful chemicals
- Made from recycled rubber
- Reduces the rebound of weights
- Considerably reduces noise
- Anti-slip
- Easy to maintain
- Shock absorbing
- Robust, wear resistant
- Flame retardant
- 3-year warranty


All products meet the standards DIN EN 1176:2008 and 1177:2008. These safety standards require all floors that cushion the shock of a fall be tested from a height of 60cm and more.

Standard colours









Our protective rubber floorings are ideal as a safety coating for gyms and other spaces that are used intensively for practice.

USE – Thanks to their composition and thickness, the panels absorb the shock of a fall without damaging either the weight or the foundation under the rubber. Also, they reduce the rebound of a weight, dumbbell or kettlebell, and they provide maximum rebound control and safety to the person exercising. The flooring eases stress on the ankles that are usually under a lot of pressure during exercise. The anti-slip surface allows full focus on the exercise without the fear of losing foot grip or of an injury. The flooring ensures superb comfort while practicing floor exercises and walking.



The 20 mm thick rubber tile satisfies 80% of all requirements with the best combination of price/safety/performance. The recommended installation is with metaledge corner profiles. Our full product offering is available upon request. The tiles can be produced per customer specifications (size, color, shape, and thickness).







Product	Product photo	Standard colours	Rebound Control	Thickness mm	Dimensions	Weight ca. kg / tile	pcs / pallet m ² / pallet kg / pallet
FITNESS RUBBER TILE 20 mm			VERY GOOD	20	1.000 x 1.000	20,4	50 pcs 50 m ² 1.020 kg
HEAVY DUTY RUBBER TILE 30 mm			VERY GOOD	20	1.000 x 1.000	24,8	40 pcs 40 m ² 960 kg
HIGH IMPACT RUBBER TILE 43 mm			VERY GOOD	43	1.000 x 1.000	25,4	35 pcs 35 m ² 890 kg

VAT NOT INCLUDED IN PRICES!

GENERAL INSTRUCTIONS FOR INSTALLING RUBBER PANELS - FOR INDOOR USE

The panels must be placed on a hard, flat and clean surface. Concrete panels, ceramic tiles or laminated floors are suitable surfaces for installing them. We recommend attaching the panels to the surface with a special rubber glue. The rubber panels and the surface on which they will be placed must be dry and non-greasy. Before installing the panels, apply the glue to the corners of each panel and on 4-6 other places. Spread it so that there are no 'large holes without glue' on the rubber panel. This method of installation is also used for rubber floorings in a roll.

The panels can be cut to the desired size with a sharp knife or a circular saw with a rough blade. After the panels are attached to the surface, apply the glue with the applicator in between the panels and across the side between the corners. If the outer edges of the lining are not in contact with walls that represent borders and do not allow sliding of the panels, it will be necessary to place a standard aluminum batten. Depending on the humidity, a glue coating installed in this way needs 24 hours to dry before it can be used. One tube of glue (with applicator) is enough for approximately one 15 m² with a surface area of 500 x 500 mm. The price of the glue is approximately 13 € per tube.

Product	Product photo	Standard colours	Thickness mm	Width x Length / m
RUBBER ROLL 10 mm			6	1,25 x 10 max. / per roll <i>Rolls can be cut to your desired length at no additional cost, and they can be cut in a desired rectangular shape</i>
RUBBER ROLL 15 mm			8	1,25 x 10 max. / per roll <i>Rolls can be cut to your desired length at no additional cost, and they can be cut in a desired rectangular shape.</i>
RUBBER ROLL 20 mm			10	1,25 x 10 max. / per roll <i>Rolls can be cut to your desired length at no additional cost, and they can be cut in a desired rectangular shape.</i>

Rubber Roll 6 and 8 mm thickness available on request

RUBBER FLOORINGS IN A ROLL

Rolls can be cut to your desired length at no additional cost, and they can be cut in a desired rectangular shape for orders with a minimum area of 100 m².

Rubber flooring in a roll is ideal as an economical solution for coating small and large surfaces. It is very thick, resistant, elastic, and after pressure is applied, it returns to its original state.

The rubber roll has small decorative granules in green, yellow, and other colors, so they are both attractive and functional. They are ideal for warm-ups, a cardio zone, spinning, agility zones, lobbies, hallways, locker rooms, and all other areas in fitness centers and similar gyms.

The flooring provides maximum comfort for feet, lessens shock while practicing, and reduces the potential for injury. It is not slippery when wet or dry. It efficiently absorbs sound and is non-reflective, which contributes to a quiet gym with more pleasant lighting.

- Made in the EU
- Without harmful chemicals
- Made from recycled rubber
- Cushions the shock from a fall
- Ant-slip
- Sound and heat proofing
- Very resistant to humidity
- Easy to assemble and cut
- Decorative colored granules

ORDER NOW! - sales@combativo.com